


Registering Exemplify on your laptop (Win & Mac)


Step-by-step guide

Your browser does not support the HTML5 video element

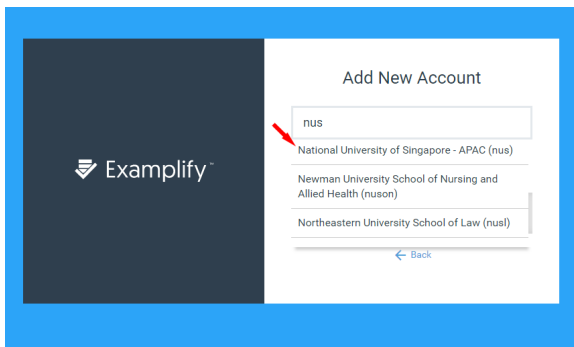
1. Run Exemplify.



2. You will be prompted to accept the Software License Agreement. Read thru the agreement and click on "I Agree" after you have read the agreement in its entirety and agree to the terms.



3. You will now be prompted to enter the Institution ID. Type "nus" into the box and select "National University of Singapore-APAC (nus)" then click "Next".



4. You will need your NUSNET credentials to login into Exemplify, please prepare them to login - [How do I login to Exemplify?](#)