

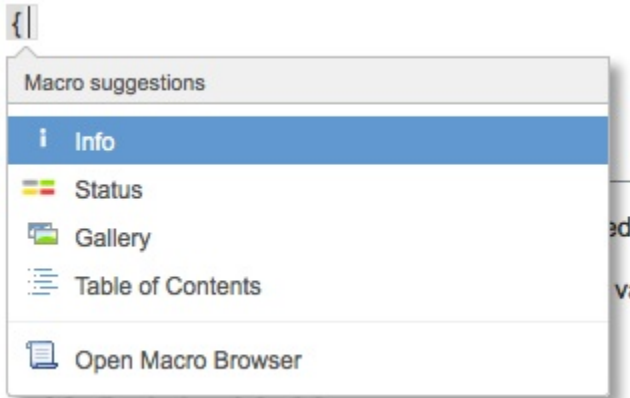
Format wiki pages

Generally, you can use the WYSIWYG (Rich Text) editor to format your content.

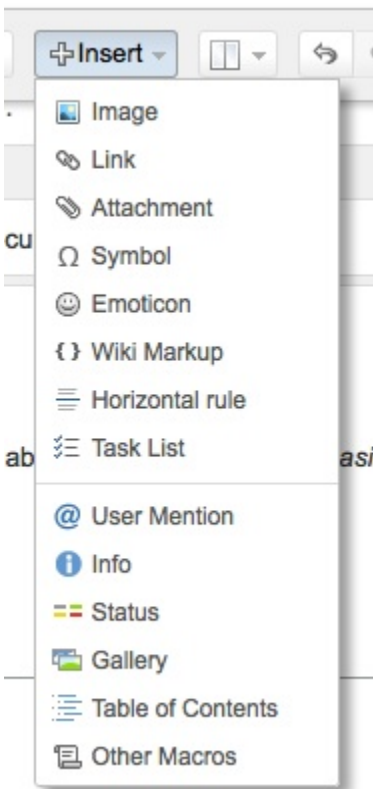
While this may seem limited, there are ways to add variety to your wiki pages.

Insert Formatting Macros

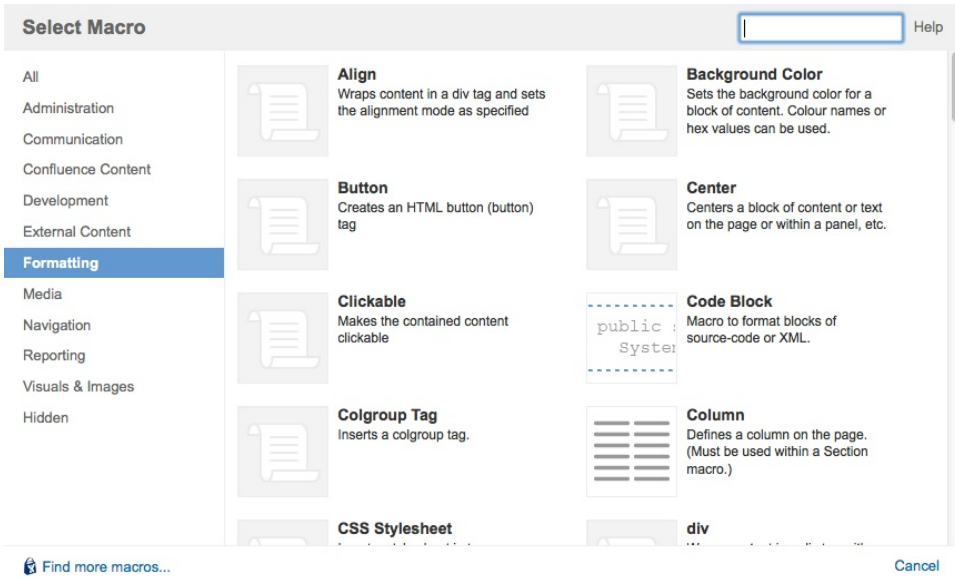
- You can access formatting functions through macros. In the text editor, type { to bring up the macro auto suggest, then click **Open Macro Browser**.



- Alternatively, on the editor toolbar, click **Insert**, then **Other Macros**.



- You will get a pop up with numerous options. Click **Formatting** on the sidebar.



- There are several formatting macros to choose from. You can also explore other types of macros, which may come in handy.