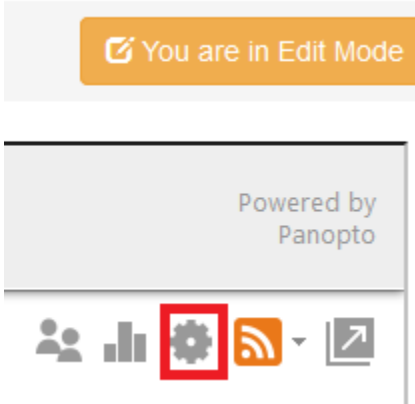


Sharing of Video via LumiNUS

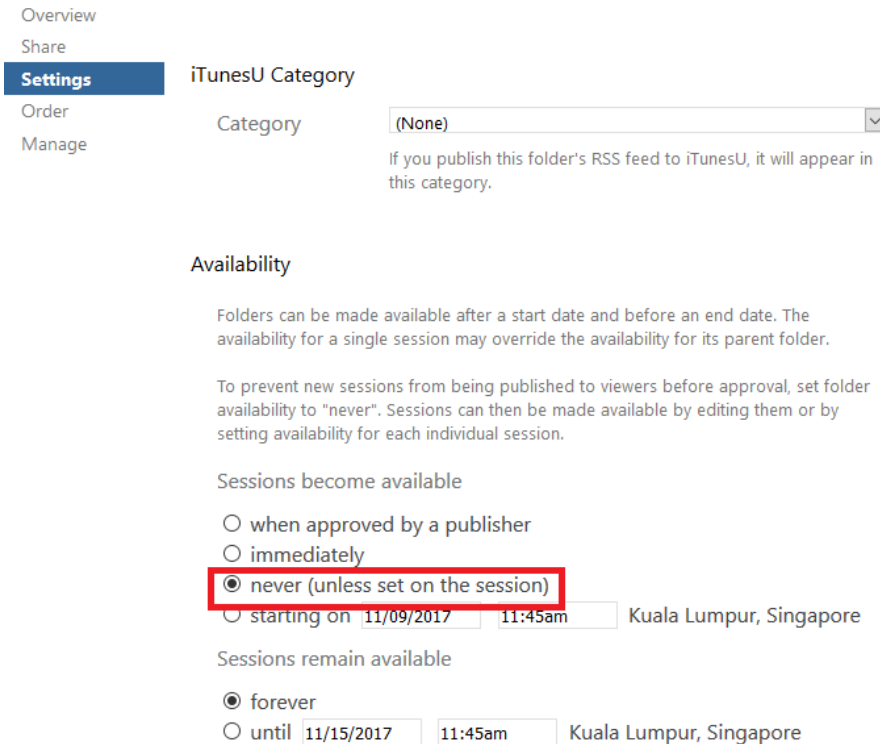
The default setting for all folders are set to "immediate"(all students will be able to view the content immediately once it is uploaded).

Turn off sharing (whole folder)

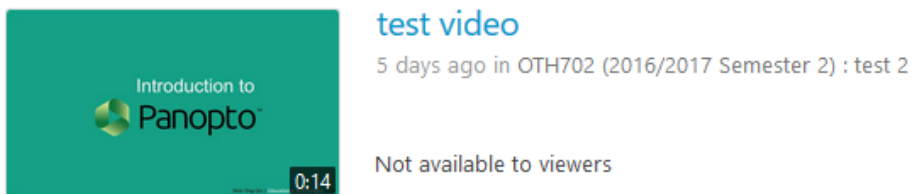
1. Under edit mode, you may click on **folder setting**



2. Go to **Settings>Availability**, change it to "never"

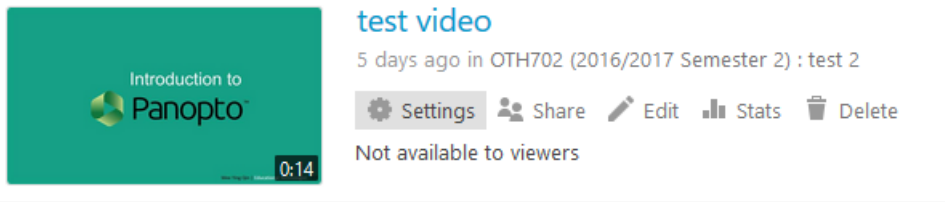


3. The video will now be shown as "Not available to viewers"



Turn on Sharing (individual video)

1. Click on **Settings** under each video

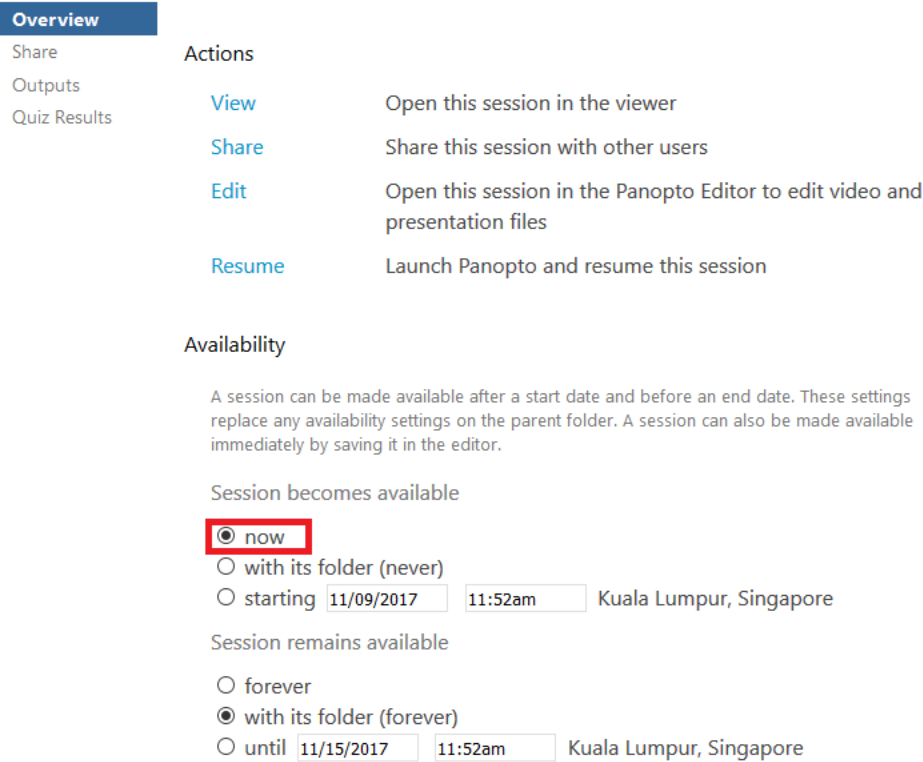


test video
5 days ago in OTH702 (2016/2017 Semester 2) : test 2

Settings Share Edit Stats Delete

Not available to viewers

2. Under **Overview>Availability**, change the setting to "now"



Overview

Share
Outputs
Quiz Results

Actions

[View](#) Open this session in the viewer

[Share](#) Share this session with other users

[Edit](#) Open this session in the Panopto Editor to edit video and presentation files

[Resume](#) Launch Panopto and resume this session

Availability

A session can be made available after a start date and before an end date. These settings replace any availability settings on the parent folder. A session can also be made available immediately by saving it in the editor.

Session becomes available

now

with its folder (never)

starting Kuala Lumpur, Singapore

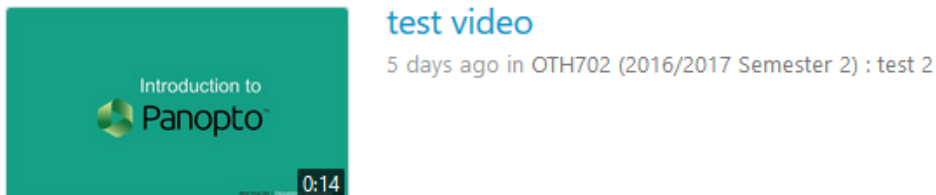
Session remains available

forever

with its folder (forever)

until Kuala Lumpur, Singapore

3. The video now will be available for all audience



test video
5 days ago in OTH702 (2016/2017 Semester 2) : test 2

Settings Share Edit Stats Delete

Available to all viewers